



ALICE and Transportation

MassDOT Transportation Innovation Conference

May 2, 2023



WHO IS ALICE — and Did They Weather the

ALICE: Asset Limited, Income Constrained, Employed
Storm?



Caught in the Crosscurrents of Competing Forces

41%
Below ALICE
Threshold

in 2021

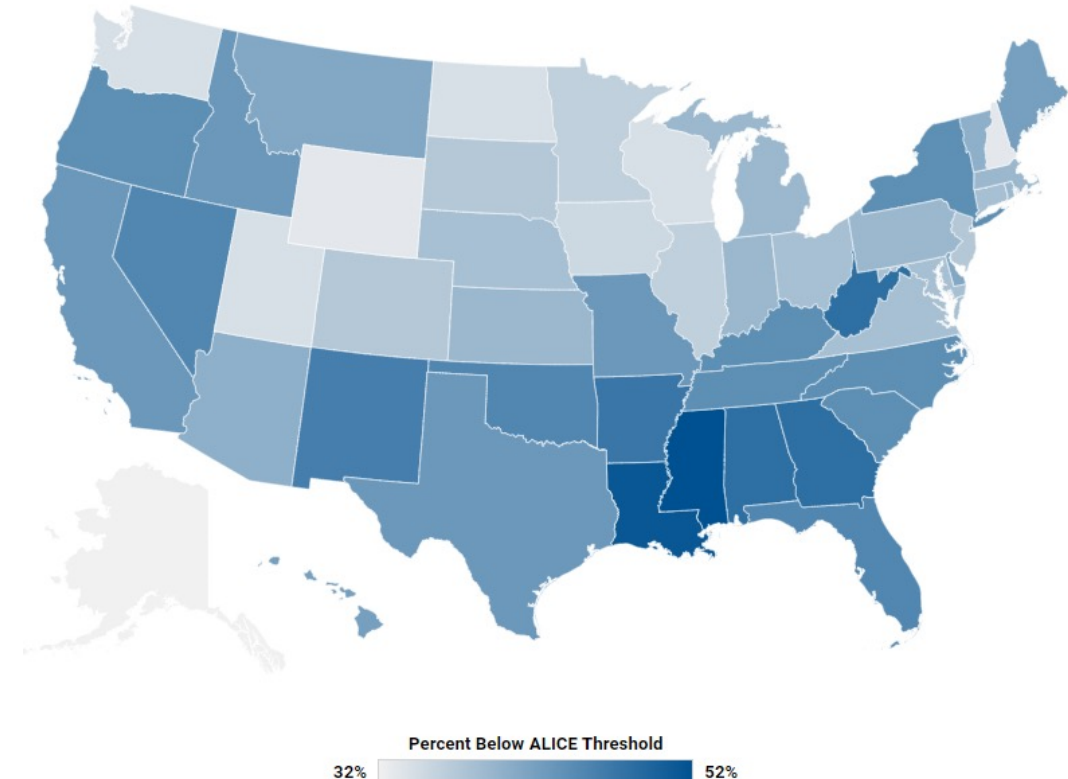
Households
Below
the ALICE
Threshold:
2019: 49.8

mil

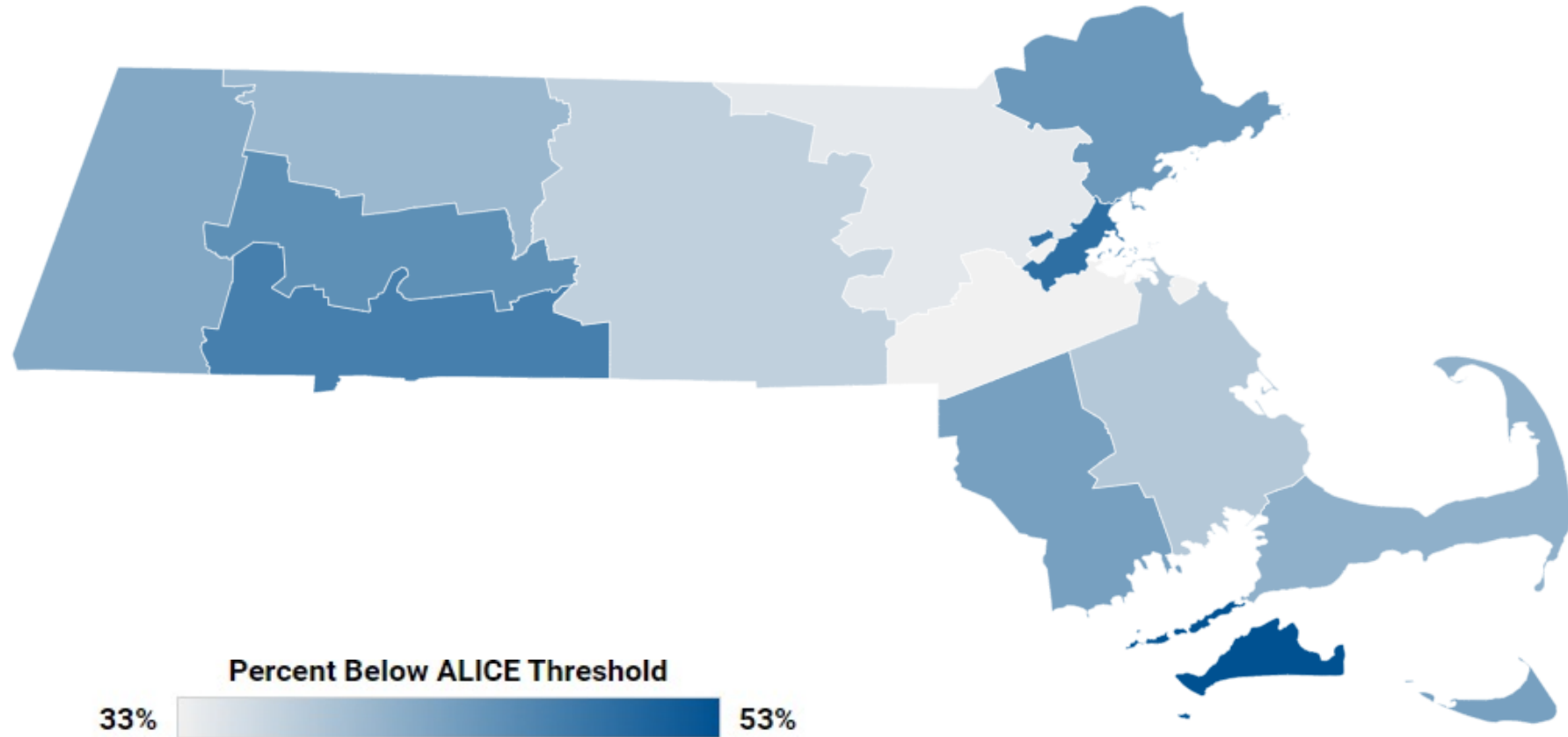


Across the Country

- In every state, at least one-third of households could not afford the basics in 2021
- Range from 32% below the ALICE Threshold in AK to 52% in MS
- Below ALICE Threshold by region:
 - Midwest: 37%
 - Northeast: 39%
 - West: 40%
 - South: 45%



In Massachusetts



The impacts of crisis and disaster on ALICE

- Disruption has financial implications
 - Lost wages
 - Increased costs
- Additional challenges for education, health
- No savings for financial cushion



Superstorm Sandy, New Jersey, 2012

How does ALICE struggle with transportation?

- Pay more, reduce other expenditures
- Buy a lower-cost vehicle
- Delay or avoid payments
- Use public transportation



Broader costs when ALICE struggles

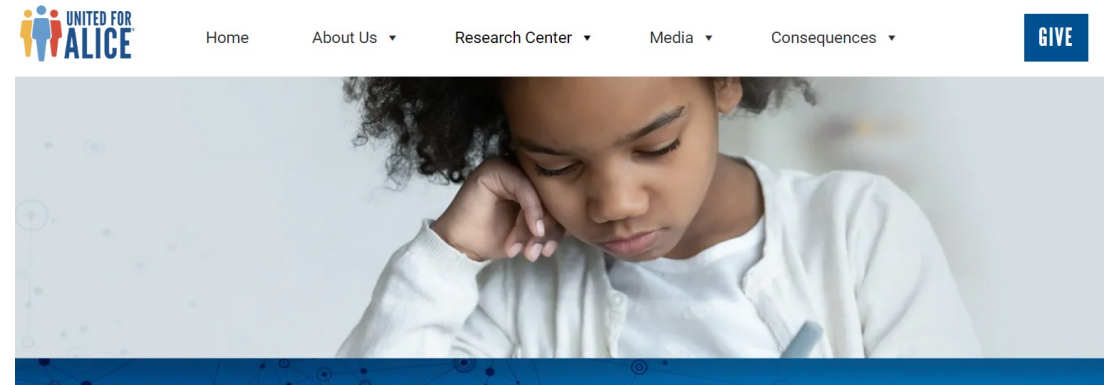
Transportation

- Implications for the environment
- Safety and health issues
- Exacerbate an emergency
- Urban sprawl



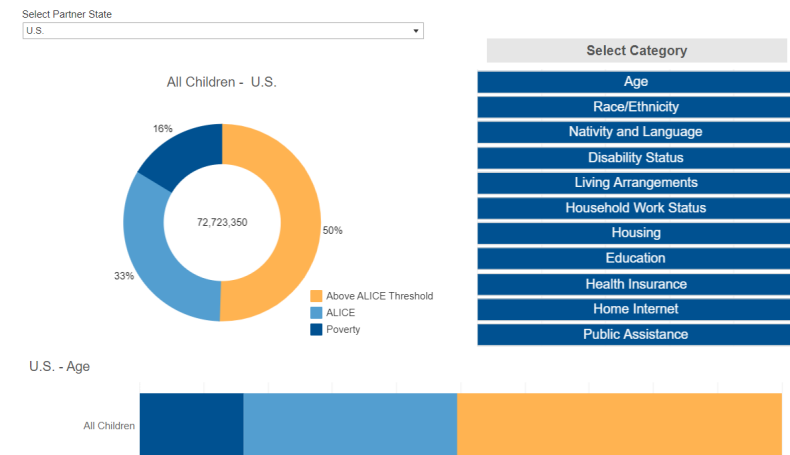
Dig Deeper

- **UnitedForALICE.org**
- Research Briefs
 - Data Dashboard
 - Local Maps
 - Resources
 - Wage Tool
- **UnitedForALICE.org/ALICE-in-Action**



RESEARCH CENTER • ALICE IN FOCUS SERIES

ALICE Children Data Dashboard



UNITED FOR ALICE

